

Dimensions

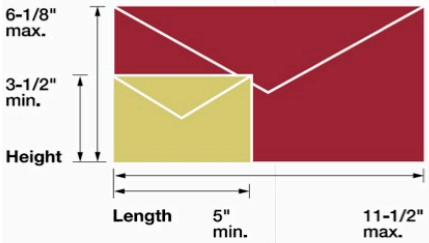
```
[et_pb_section bb_built="1" admin_label="section"][et_pb_row
admin_label="row" background_position="top_left"
background_repeat="repeat"
background_size="initial"][et_pb_column type="4_4"][et_pb_text
background_layout="light" use_border_color="off"
border_color="#ffffff" border_style="solid"
background_position="top_left" background_repeat="repeat"
background_size="initial" _builder_version="3.0.89"
border_color_all="#ffffff"]
```



Dimension

#1

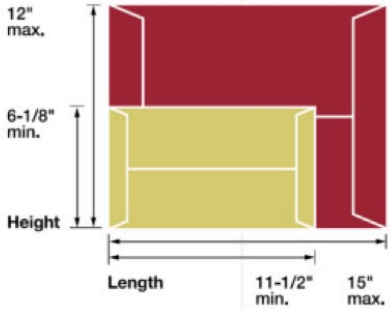
Letters & Oversize Postcards



| Letters & oversize postcards | | |
|---|---------------------|---------------|
| | Minimum | Maximum |
| Length | 5 inches | 11-1/2 inches |
| Height | 3-1/2 inches | 6-1/8 inches |
| Thickness | 0.007 inch | ¼ inch |
| Aspect Ratio | Between 1.3 and 2.5 | |
| Non-machinable letter-size pieces and pieces over 3.3 ounces are subject to flat-size rates | | |

#2

Flats & EDDM



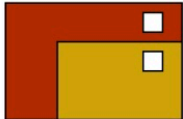
| FLATS | | |
|--|---------------|-----------|
| | Minimum* | Maximum |
| Length | 11-1/2 inches | 15 inches |
| Height | 6-1/8 inches | 12 inches |
| Thickness | ¼ inch | ¾ inch |
| *Flats exceed one of these dimensions. Rigid flats and flats with certain characteristics are subject to parcel rates. | | |



| EDDM SIZES |
|-------------------|
| 4" X 11" |
| 4.25" X 11" |
| 4.5" X 11" |
| 6.5" X 8" |
| 6.5" X 9" |
| 6" X 11" |
| 6.5" X 12" |
| 8" X 10" |
| 8.5" X 11" |
| 9" X 11" |
| 9" X 12" |

#3

Small Postcards



| Standard Postcards | | |
|---------------------------|---------------------|--------------|
| | Minimum | Maximum |
| Length | 5 inches | 6 inches |
| Height | 3-1/2 inches | 4-1/4 inches |
| Thickness | 0.007 | .016 inches |
| Aspect Ratio | Between 1.3 and 2.5 | |

[/et_pb_text][/et_pb_column][/et_pb_row][/et_pb_section]